

PROTECTIVE BARRIERS

CREATING BOUNDARIES & PROTECTING EXHIBITS

Our sleek and subtle barriers offer the perfect solution to quietly protect displays and guide visitors. Our barriers are designed to suit different environments and types of flooring, as well as permanent or temporary installations.

All of our barriers are multi-purpose and can be easily adapted to carry information via our Signage Plates, helping with responsible budgeting, keeping exhibition spaces clutter-free and minimising distraction from the exhibits.

Whilst browsing, keep in mind that **our barriers can be made to meet bespoke requirements**. Frequent customisations include powder coating to a specific RAL colour, or producing barriers in a custom height. We also design and produce completely custom barrier systems, examples can be seen on pages 22 and 23.

SOLUTIONS

Freestanding Barrier 400mm & 1000mm

Surface Mounted Barrier

Floor Socket Barrier

Essentials Freestanding Barrier 400mm & 900mm

Essentials Surface Mounted Barrier

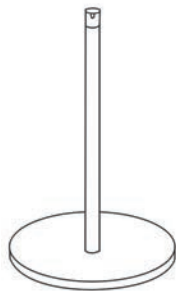
Barrier Accessories & Modular Signage Extras



Clean, modern and unobtrusive, our Freestanding Barrier is the original gallery barrier and has become an industry standard for discreet protection.

01 | SELECT YOUR PORTABILITY

Depending on the permanence of your installation, the required flexibility and the floor surface the barriers will be used with or fixed to, we have three options:



Freestanding Barriers

The most flexible, you can pick these up and put them wherever you like, whenever you like. Great for temporary exhibitions or multi-use spaces.



Surface Mounted Barriers

Attach to the floor via screws inserted from above, with a cover plate that neatly hides the fixings. Great for plinths and wooden surfaces.



Floor Socket Barriers

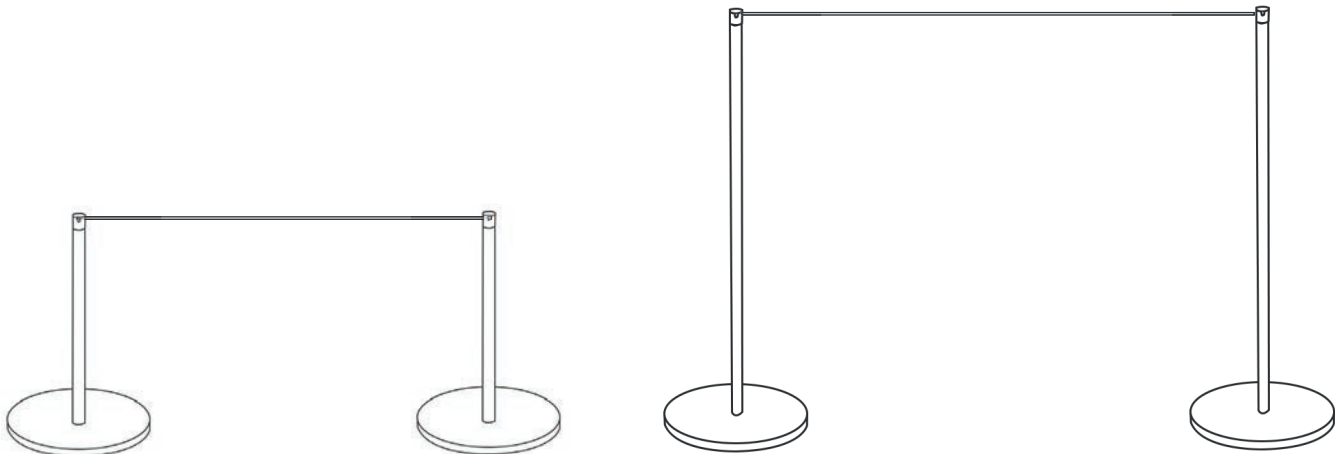
The most permanent and discreet option. A socket is fitted into the floor, and the upright inserts into the socket. Great for plinths and stone surfaces.

02 | SELECT YOUR HEIGHT

For exhibition spaces our low height barriers are the most popular choice and an industry staple, used by institutions across the world including the Tate Museums, MoMA, the Louvre and many more.

In some settings or for some exhibitions, tall barriers offer a more obvious boundary line, such as very busy areas, or where the distance between boundary and artwork is greater.

In other instances, a bespoke height might be preferred. A mid-height option at around 600mm is a size we often make for our clients. Because we manufacture everything ourselves, we can produce our uprights in any height up to 1000mm, please contact us to discuss if you think a bespoke height might better suit your needs.



03 | SELECT YOUR COLOUR

Our core collection of barriers is available off-the-shelf in Stainless Steel, Black, White and Grey. These neutral colours have been selected intentionally to allow them to blend in and ensure the artwork remains the hero of the setting. Of course, certain displays may require a bolder approach, in which case we can manufacture our products in any RAL colour of your choosing.

Different colours suit different environments better, for example Stainless Steel and White generally suit more modern gallery spaces, whereas Black lends itself to heritage environments and is popular for use in listed or historic houses. Grey tends to be a good all-rounder, blending neatly into most spaces.



04 | SELECT YOUR CORD & (IF NEEDED) WALL TERMINATORS

You will need to draw the boundary line using Elasticated Cord, and decide whether you wish to fully seal the protective envelope around your artworks by terminating your barriers at the wall, using Wall Terminators.

Wall terminators offer a neat finish and visually communicate that the space between the barriers and artworks is not to be entered.

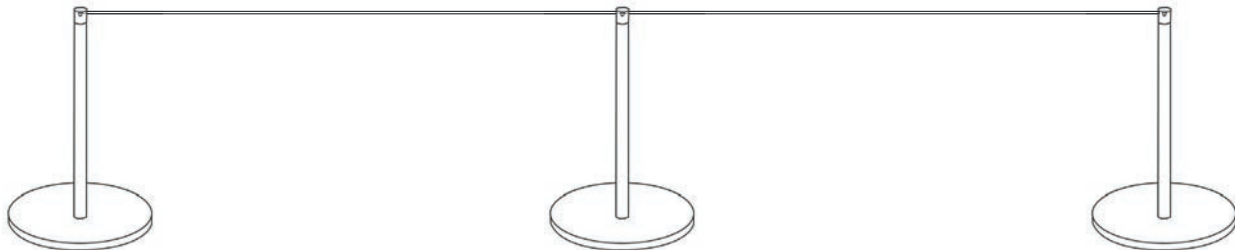
When choosing your Elasticated Cord colour, focus on how obvious you wish the boundary line to be. Grey and Black are our most popular cord colours, but Red and Yellow have their place when a clearer or more eye-catching line needs to be drawn. Bespoke colours are also available, please contact us.



05 | WORK OUT HOW MANY YOU NEED

Finally, you need to determine what quantity of barriers you will need. For Freestanding Barriers, we recommend a maximum distance of 1.5-2m between each barrier. For Surface Mounted or Floor Socket Barriers you can go slightly wider, and so we recommend no more than 2-2.5m between each barrier. Whatever the gap between barriers you choose, for the neatest finish it is vital to keep the distance consistent.

Lastly, where space allows, we advise placing barriers at least 900mm away from the artwork; a sufficient distance to deter accidental contact.



FREESTANDING BARRIER

Now an industry standard in major museums and galleries worldwide, the Freestanding Barrier is designed to seamlessly blend into exhibition and gallery environments of all types, whilst discreetly reminding visitors not to touch.

The stable, steel base and upright supports an Elasticated Cord which connects the barriers and draws a straight line in the air, blending with the architecture of the building and ensuring that the artwork is the object of attention.

If choosing to define the protected space more sharply, the Elasticated Cord is available in Red, Yellow, White and Black, highlighting the boundary of the exhibit. For most uses, Grey is a popular choice to create a subtle boundary line.

Our Freestanding Barriers have modular accessories such as Wall Terminators that allow clean tie-backs direct to the wall, and Signage Adaptors that, when used with our Label Holders, transform the barriers into an informative point.



FEATURED — Le Louvre, Paris, France.

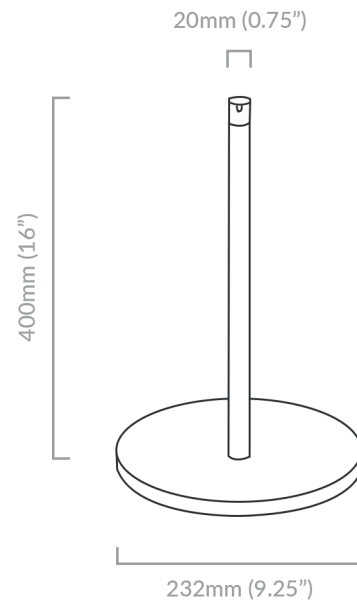


FEATURED — Above: Oxford Natural History Museum, UK. Below: High Museum of Art, Atlanta, USA.



PRODUCT SPECIFICATION -
FREESTANDING BARRIER 400MM

Function	Stanchion for artwork/exhibit protection - Freestanding
Dimensions	400mm high x 232mm diameter base
Material	Powder coated mild steel or brushed stainless steel
Finish	<input type="radio"/> <input checked="" type="radio"/> <input type="radio"/> <input type="radio"/>
Customisation	Available in bespoke heights and RAL colours



CODE:
B1000

Scan for
more info:



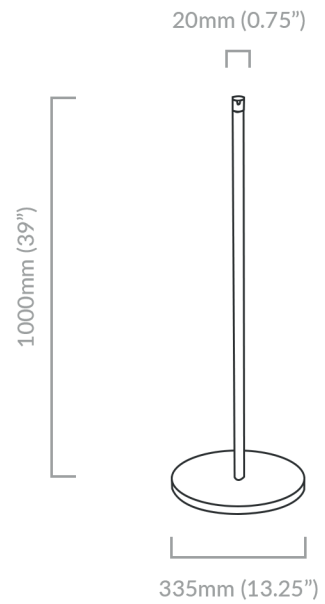
Musee d'Orsay, Paris, France.



The Met, New York, USA.

PRODUCT SPECIFICATION -
FREESTANDING BARRIER 1000MM

Function	Stanchion for artwork/exhibit protection - Freestanding
Dimensions	1000mm high x 335mm diameter base
Material	Powder coated mild steel or brushed stainless steel
Finish	<input type="radio"/> <input checked="" type="radio"/> <input type="radio"/> <input type="radio"/>
Customisation	Available in bespoke heights and RAL colours



CODE:
B1100

Scan for
more info:



Porsche Museum, Stuttgart, Germany.



Le Louvre, Paris, France.

SURFACE MOUNTED BARRIER

Just like all of our barriers, the neutral finish and simple clean lines of the Surface Mounted Barrier sit comfortably within the museum and gallery environment, gently reminding the public of its presence without clashing with the display or decor.

A fixed position barrier, installation of the Surface Mounted version of our barrier system

is very straight forward; simply screw the base plate to the floor or plinth. These fixings are then hidden by a cover plate that fits over the post that supports the Elasticated Cord. The cord defines restricted access, but gives to the touch thus avoiding tripping or injury.

CODE:
B3000

Scan for
more info:



PRODUCT SPECIFICATION

Function	Stanchion for artwork/exhibit protection - Fixed position
Dimensions	385mm high x 100mm diameter base
Material	Powder coated mild steel or brushed stainless steel
Finishes	
Bespoke Options	Available in bespoke heights and RAL colours



High Museum of Art, Atlanta, USA.



FLOOR SOCKET BARRIER

Providing our most discreet protection for artworks, the stone Floor Socket Barrier is installed into the floor surface and ideal for permanent displays.

It has an upright that fits snugly into a small stainless steel floor socket at the bottom, and supports the Elasticated Cord at the top.

The socket has a lip of just 2.5mm making this a very discrete installation. If required the uprights can be removed and the floor socket filled with a flush fitting plug that leaves a smooth, trip-free stainless circle of just 25mm. Please contact us for blanking plugs.

CODE:
B2100

Scan for
more info:

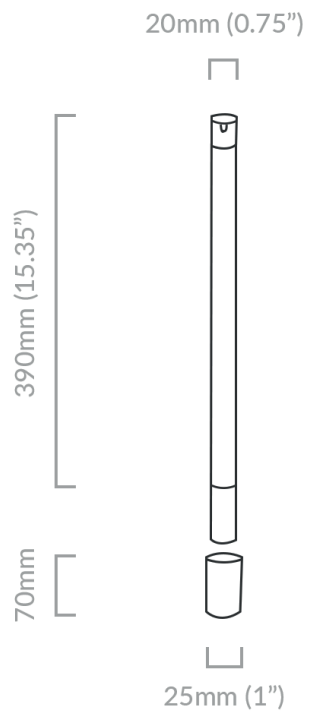


PRODUCT SPECIFICATION

Function	Stanchion for artwork/exhibit protection - Fixed position.
Dimensions	385mm high x 25mm diameter socket
Material	Powder coated mild steel or brushed stainless steel
Finish	
Customise	Available in bespoke heights and RAL colours



Ardabil Carpet Exhibition, V&A, London.



ESSENTIALS FREESTANDING BARRIER


Redrawing The Line: Absolute have developed the Essentials Freestanding Barrier in 400mm or 900mm height, which comes as a kit complete with 2.5 metres of Grey Elasticated Cord per barrier, and features a patented ‘self grip top’ design that makes assembly and adjustment effortless.

This barrier’s clean design is a stylish solution for budget conscious projects. It’s finished in Dove White, which blends comfortably into a wide variety of settings and features non-slip pads that will ensure it stays put and leaves no marks.

It’s neutral finish and clean lines sit comfortably within the museum and gallery environment, as well as corporate, retail and civic facilities.

An Elasticated Cord connects the barriers and draws a straight line in the air, blending with the architecture and ensuring that the artwork is the object of attention.

PRODUCT SPECIFICATION - ESSENTIALS FREESTANDING BARRIER 400MM/900MM

Function	Stanchion for artwork/exhibit protection - Freestanding
Dimensions	400mm high x 230mm diameter base, or 900mm high x 330mm diameter base
Material	Powder coated mild steel
Finish	

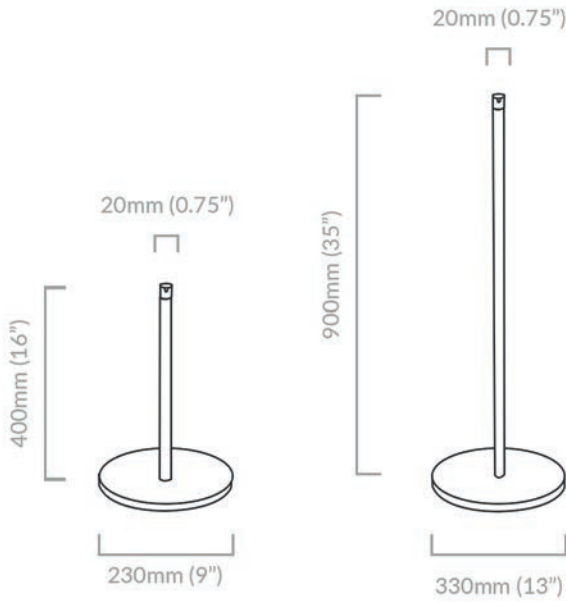
CODE:
B1000ETG

Scan for
more info:



CODE:
B1100ETG

Scan for
more info:



FEATURED Museum of Somerset, UK.



ESSENTIALS SURFACE MOUNTED BARRIER

The Essentials Surface Mounted Barrier 400mm comes as a kit, complete with 2.5 metres of Grey Elasticated Cord per barrier, and features a patented 'self grip top' design that makes assembly and adjustments effortless.

This barrier’s clean design is a stylish solution for budget conscious projects. It’s finished in Dove White that will blend in comfortably in a wide variety of settings.

Its neutral finish and clean lines sit comfortably within the museum and gallery environment, as well as corporate, retail and civic facilities. Elasticated Cord connects the barriers and draws a straight line in the air, blending with the architecture and ensuring that the artwork is the object of attention.

To finish your display, our Essential Barrier has modular accessories such as Wall Terminators that allow clean tie-backs directly to the wall.



PRODUCT SPECIFICATION

Function	Stanchion for artwork/exhibit protection - Fixed position.
Dimensions	385mm high x 100mm diameter base
Material	Powder coated mild steel
Finish	<div><div></div><div></div><div></div><div></div><div></div></div>



CODE:
B3000ETG

Scan for
more info:



PROTECTIVE BARRIER ACCESSORIES



ELASTICATED CORD

CODE: B60
Compatible with all our barriers; the cord slots beneath the top cap and is pulled taught to create a neat line between the barriers, creating a discreet boundary.



WALL TERMINATOR

CODE: B4000
By inserting the Elasticated Cord, the Wall Terminator offers a neat, simple solution for finishing a run of barriers at a wall, or closing off an alcove or side room in a gallery.



TOP CAPS

CODE: B1210 / B1057
Spare Top Caps are available for all of our protective barriers, in all finishes. If you are unsure which you need please contact us.



SIGNAGE ADAPTOR

CODE: B2025
60° Signage Adaptor for all our 20mm diameter barriers, allows you to connect our label holders to display signage on top of a barrier upright.



LABEL HOLDER

CODE: L1510
Used in conjunction with the Signage Adaptor to display signage on a barrier upright, transforming barriers into a multi-functional information system.

VIEW ALL ACCESSORIES ONLINE

Our full collection of barrier accessories can be seen on our website.

To browse and shop all of our barrier accessories, please scan the QR code below.

SCAN



BESPOKE BARRIER SOLUTIONS

Where our standard size or finish options do not quite meet your specific requirements, or where a completely customised system is needed, we are able to design and manufacture bespoke barrier solutions.

Top Right: Fully custom rigid rail straight barrier with modular signage, for the V&A, London.

Bottom Left: Bespoke height Freestanding Barrier, for the V&A, London.

Bottom Right: Bespoke height Surface Mounted Barrier, for the Science Museum, London.

Far Right: Fully custom curved rigid rail barrier with modular signage, for the V&A, London.

BESPOKE



Scan for more info:

